

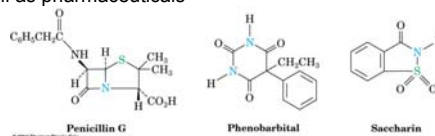
Heterocyclic Compounds

- **Definition:** **Heterocyclic compounds** are organic compounds that contain a ring structure containing atoms in addition to carbon, such as sulfur, oxygen or nitrogen, as the heteroatom. The ring may be aromatic or non-aromatic

www.anilmishra.name

Heterocycles

- Cyclic organic compounds are carbocycles or heterocycles
 - Carbocycle rings contain only carbon atoms
 - Heterocycle rings atoms in addition to carbon (N,S,O are common)
- Heterocycles include many important natural materials as well as pharmaceuticals



www.anilmishra.name

Five-Membered Heterocycles

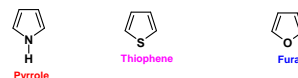
- Pyrrole, furan, and thiophene are common five-membered unsaturated heterocycles
- Each has two double bonds and N, O, or S



www.anilmishra.name

Five-Membered Heterocycles

- The main reason for the study of pyrrole came from the work on the structure of haem; the blood respiratory pigment, and the chlorophyll; the green photosynthetic pigment of plants.
- Thiophene does occur in plants in association with polyacetylenes with which they are biogenetically closely linked.
- Furan occurs widely in secondary plant metabolites, especially in terpenoids.
- Unsubstituted pyrrole, furan, and thiophene are usually obtained from petroleum



www.anilmishra.name

Aromatic Heterocycles

- Aromatic heterocyclic compounds are those that have a heteroatom in a ring and behave in a manner similar to benzene in some of their properties (i.e. react by electrophilic aromatic substitution).
- Furthermore, these compounds comply with the general rule proposed by Huckel.

www.anilmishra.name

Aromatic Heterocycles

- Erich Hückel, a German physical chemist recognized in the early 1930s through MO calculations that cyclic planar molecules with a closed loop of 2,6,10,14,18,22..... π -electrons in a fully conjugated system should be **aromatic**.
- This finding is called the $(4n+2)$ π -electron rule. Conversely, monocyclic planar molecules with $4n$ π -electrons are said to be **antiaromatic**.

www.anilmishra.name

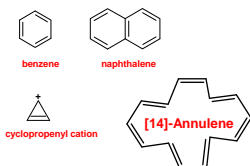
Aromaticity

- For a molecule to be aromatic it must:

- Be cyclic
- Have a p -orbital on every atom in ring
- Be planar
- Poses $4n+2$ p electrons (n = any integer)



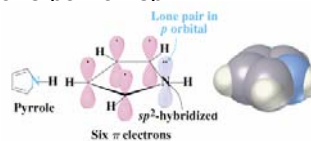
Erich Hückel



www.anilmishra.name

Structures of Pyrrole, Furan, and Thiophene

- Pyrrole, furan, and thiophene are aromatic (Six π electrons in a cyclic conjugated system of overlapping p orbitals)
- In pyrrole π electrons come from C atoms and lone pair on sp^2 -N

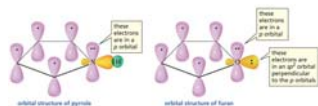


www.anilmishra.name

Structure and Aromaticity

- Pyrrole furan and thiophene are aromatic because:

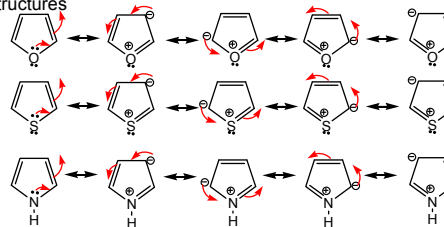
- they fulfill the criteria for aromaticity, the extent of delocalization of the nonbonding electron pair is decisive for the aromaticity,
 - thus the grading of aromaticity is in the order of: furan < pyrrole < thiophene < benzene
 - this order is consistent with the order of electronegativity values for oxygen (3.44), nitrogen (3.04) and thiophene (2.56).



www.anilmishra.name

Structure and Aromaticity

- They tend to react by electrophilic substitution due to appearance of $-ve$ charge on carbon atoms due to delocalization as shown in the following resonance structures



www.anilmishra.name

Structures of Pyrrole, Furan, and Thiophene

- However, the extent of aromaticity (as determined by resonance energies, see below) for these compounds is different from that of benzene (which undergoes electrophilic substitution reactions).
 - Resonance Energies (experimental and theoretical values):
 - Furan 88 KJmol⁻¹
 - Pyrrole 100 KJmol⁻¹
 - Thiophene 130 KJmol⁻¹
 - Benzene 151 KJmol⁻¹
- Thus the order of aromatic character of these three heterocycles is as follows:

Thiophene > pyrrole > Furan
- This order is consistent with the order of the electronegativity values

www.anilmishra.name

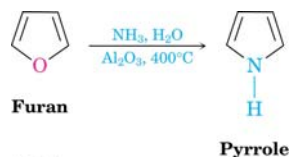
Structures of Pyrrole, Furan, and Thiophene

- As O is more electronegative than N and S, it provides the two electron necessary for the aromatic sextet less easily, and in consequence furan is less aromatic than pyrrole and thiophene
 - Element
 - Electron negativity
- | Element | O | N | S |
|---------------------|------|------|------|
| Electron negativity | 3.44 | 3.04 | 2.58 |
- For the same reason pyrrole is less aromatic than thiophene which resonance energy is higher than that of furan and pyrrole and about the same as in benzene.
 - Therefore thiophene resemble benzene rather than furan or pyrrole in many of its reactions but it is more reactive and less stable.

www.anilmishra.name

Pyrrole

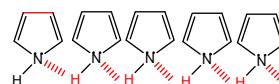
- Commercially from coal tar or by treatment of furan with ammonia over an alumina catalyst at 400°C.



www.anilmishra.name

General Characteristics

- Pyrrole, furan and thiophene are colorless liquids of boiling points 126°, 32°, and 84° respectively.
- Pyrrole has a relatively high boiling point as compared to furan and thiophene, this is due to the presence of intermolecular hydrogen bonding in pyrrole.

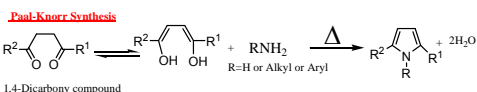


www.anilmishra.name

Synthesis of Pyrrole

1) From 1,4-dicarbonyl compounds (Paal-Knorr Synthesis)

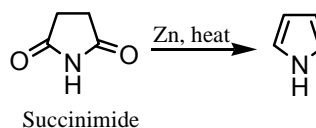
Generally Substituted pyrrole may be synthesized through the cyclization of 1,4-diketones in combination with ammonia (NH_3) or amines. The ring-closure is proceeded by dehydration (condensation), which then yields the two double bonds and thus the aromatic π system. The formation of the energetically favored aromatic system is one of the driving forces of the reaction.



www.anilmishra.name

Synthesis of Pyrrole

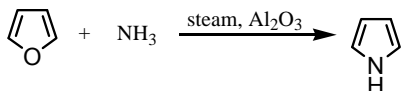
- 2) Pyrrole is obtained by distillation of succinimide over zinc dust.



www.anilmishra.name

Synthesis of Pyrrole

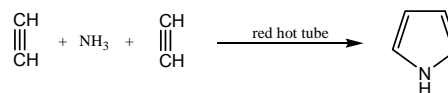
- 3) By heating a mixture of furan, ammonia and steam over alumina catalyst



www.anilmishra.name

Synthesis of Pyrrole

- 4) By passing a mixture of acetylene and ammonia over red hot tube.

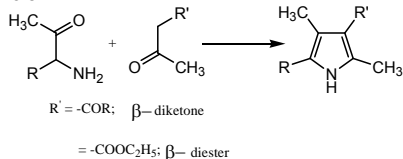


www.anilmishra.name

Synthesis of Pyrrole

5) Knorr-pyrrole synthesis:

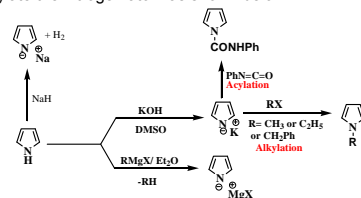
This involves the condensation of α -amino ketones with a β -diketone or a β -ketoester to give a substituted pyrrole.



www.anilmishra.name

Acidic Properties of Pyrrole

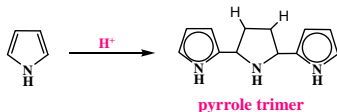
- Due to participation of N lone pair in aromaticity, pyrrole has exceptionally strong acidic properties for a secondary amine for instance it can react with strong bases or Grignard reagent or potassium metal in inert solvents, and with sodium amide in liquid ammonia, to give salt-like compounds which can be used to alkylate or acylate the nitrogen atom as shown below:



www.anilmishra.name

Sensitivity of Pyrrole to acids

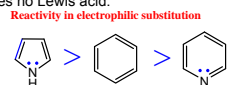
- Pyrrole is sensitive to strong acids.
- This is due to protonation occurs at one of C-3 and the resulting protonated molecule will add to another unprotonated pyrrole molecule this continues to give pyrrole trimer.
- This reaction is considered as electrophilic addition to pyrrole



www.anilmishra.name

Electrophilic Substitutions

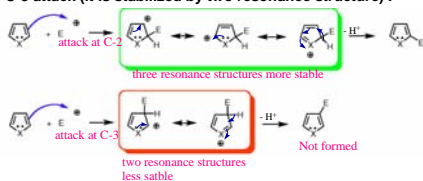
- As expected for aromatic compound, pyrrole can react by electrophilic substitution.
- In comparison to benzene pyrrole is more reactive thus the substitution is easier and milder reagents can be used.
- The increased reactivity is a result of resonance which pushes the electrons from the N-atom into the ring making the C-atoms of pyrrole ring more electron rich than in case of benzene. In fact pyrrole resembles most reactive benzene derivatives (phenols and amines).
- Consequently, there are some modifications in usual electrophilic reagents, for instance, sulphonating and nitrating reagents have been modified to avoid the use of strong acids (induce polymerization). Also reaction with halogens requires no Lewis acid.



www.anilmishra.name

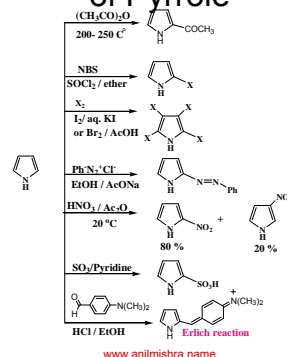
Orientation of Electrophilic Substitution

- Electrophilic substitution normally occurs at a carbon atoms instead of at the nitrogen as explained before.
- Also it occurs preferentially at C-2 (the position next to the heteroatom) rather than at C-3 (if position 2- is occupied it occurs at position 3).
- This is due to attack at C-2 gives more stable intermediate (it is stabilized by three resonance structure) than the intermediate resulted from C-3 attack (it is stabilized by two resonance structure).



www.anilmishra.name

Electrophilic Substitution Reactions of Pyrrole



www.anilmishra.name